




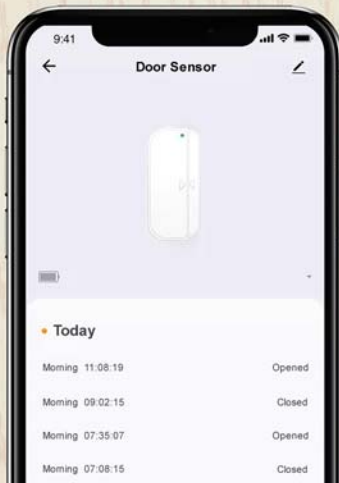
Smart Door / Window Magnetic Sensor

Sensing the Home Door/Window Activities

- Condition Monitoring
- Smart Linkage
- Push Notification
- Tool-Free Installation

Real-Time Monitoring on Every Activities of Door / Window

- Attach the sensor to the door /window/drawer, etc.
- Able to know remotely on their activities & conditions
- Check via the APP if uncertain whether the door and window conditions after left home



Mini Device & Ready to Use

Paste installation and keep original structures & outlooks of the home
Flexible placement at doors, windows, drawers, etc.



- Door
- Window
- Drawer
- Wardrobe

Smart Scenario

Smart Leave Home Surveillance Mode

The security risk cannot be ignore when nobody at home. The Smart Leave Home Vigilance Mode will ON automatically when doors/windows were closed. Comprehensively monitor any abnormal movement in the house to protect your family and property safety. Such as strangers break-in, gas leakage, water-pipe breakage, etc



Smart Auto-Switching Linkage

Smart Auto-Ventilation Mode

Detected someone at home when the doors/windows status showing closed. Trigger air purification to save power and consumables



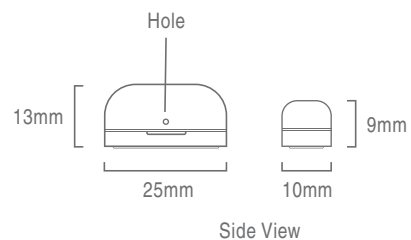
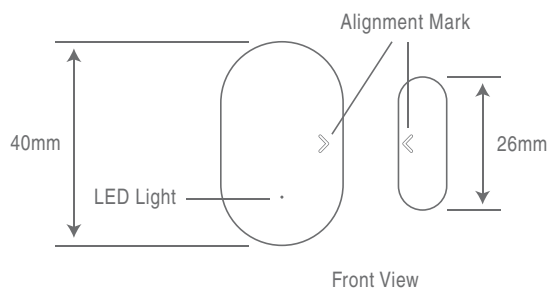
Smart Linkage Equipment

Smart Back Home Lighting Mode

Leaving early & late return home is the normal life of urban people. The living room lighting will Auto-Switch-On when reach home at night without searching for switches in the dark



Products Parameters



Product name: S2U - Smart Door/Window Sensor

Battery type: CR2032

Product size: 40*25*13mm

Affordability temperature: -20 degree celcius until 60 degree celcius

Net weight: 165g

Affordability humidity: <95%RH (non-condensing)

* Picture shown is for illustration purpose only.